

# How Do I Use Canvas as a Parent?

Sign up as an observer in Canvas. Observers can link their Canvas account to their student's account so they can see assignment due dates, announcements, and other course content. Observers can view the course content but cannot participate in the course.

1. In a Google Chrome window, enter Madison County's Canvas registration URL:  
([madisonga.instructure.com/login/canvas](https://madisonga.instructure.com/login/canvas)).
2. Click on **Parent of a Canvas User? Click Here For an Account**.



MADISON COUNTY SCHOOL DISTRICT  
Creating Inspiring Productive Classrooms

Parent of a Canvas User?  
Click Here For an Account

Login

Password

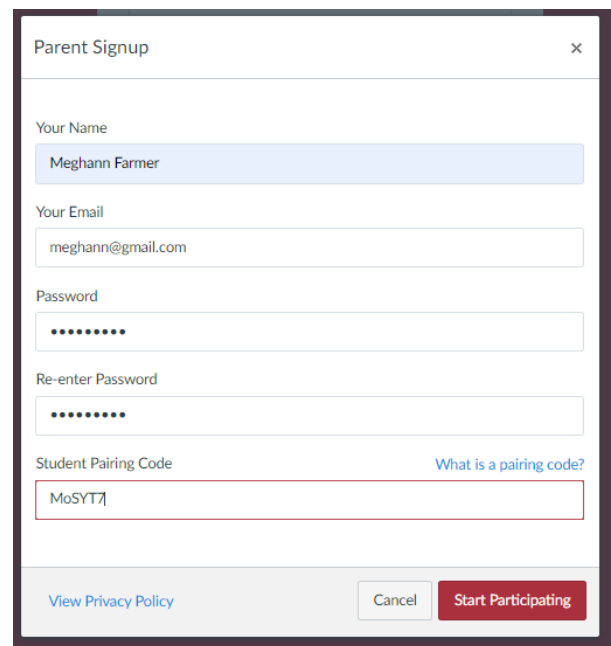
☐ Stay signed in

[Forgot Password?](#)

Log In

[Help](#) [Privacy Policy](#) [Acceptable Use Policy](#) [Facebook](#) [Twitter](#)

INSTRUCTURE



Parent Signup

Your Name  
Meghann Farmer

Your Email  
meghann@gmail.com

Password  
.....

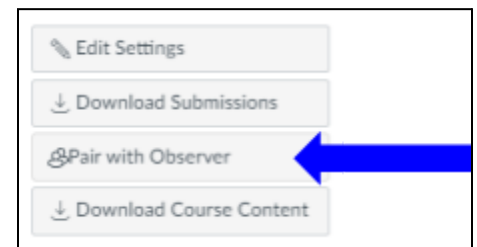
Re-enter Password  
.....

Student Pairing Code  
MoSYT7

[What is a pairing code?](#)

[View Privacy Policy](#) [Cancel](#) [Start Participating](#)

3. Enter the required information.
  - Be sure to remember the password you enter. You will use it to login in the future.
  - **Note: Student Pairing Code is case sensitive. See Step 4 for directions for your child to generate a pairing code.**
  - Click the **Start Participating** button.
4. Student Pairing Code Directions
  - Have your child go to his or her Canvas **Dashboard**.
  - Then click on the **Account** icon.
  - Then go to **Settings**.
  - Over to the right in Settings, select **Pair With Observer**. It will generate a case-sensitive pairing code.



[Edit Settings](#)

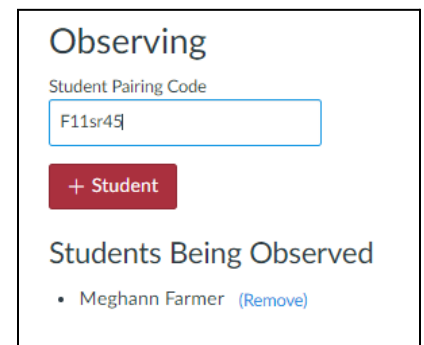
[Download Submissions](#)

[Pair with Observer](#)

[Download Course Content](#)

After creating your account, you will login using your email and password at [madisonga.instructure.com/login/canvas](https://madisonga.instructure.com/login/canvas). You can add additional students to observe by clicking on **Account** and then **Observing**. Enter the new code and click **+Student**.

## [Pairing Codes - Frequently Asked Questions](#)



Observing

Student Pairing Code  
F11sr45

[+ Student](#)

Students Being Observed

- Meghann Farmer [\(Remove\)](#)